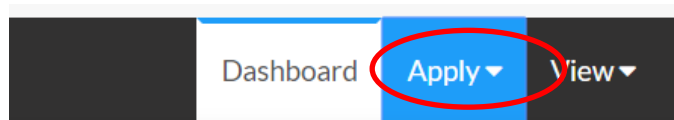


Wake County Permit Portal Instructions – Requesting Well Water Testing

What you will need before you submit your request:

- A Permit Portal account. See <http://www.wakegov.com/permitportal/Pages/howto.aspx> for instructions
- An address or a PIN for property with the well.

Once you have logged in to the Permit Portal, click on the “Apply” menu, then, under “Permits,” click “Well Sample – Existing Well”. (Rest assured, you’re not really applying for a permit; this is just the way the website is configured.)



PERMITS

- > Commercial - Multi Family
- > Commercial - New Building or Addition
- > Commercial - Non-Building
- > Commercial - PM&E Work
- > Well Water Sampling - Existing Well
- > All (67)

Click on “Add Location” and type part of your site address:

1 ————— 2

Locations Type

LOCATIONS

Location

Add Location

+

Add Location

Address Parcel

Add Address As

Search Enter Manually

Click “Add” next to the one you want:

Search 1234 m

Address Information

Search 1234 m 

Address	Action
11234 MAPLECROFT CT, RALEIGH, NC 27617	<button>Add</button>
1234 AFTON MEADOW LN, CARY, NC 27518	<button>Add</button>
1234 ALEMANY ST, MORRISVILLE, NC 27560	<button>Add</button>
1234 AUGUST MOON CT, FUQUAY VARINA, NC 27526	<button>Add</button>
1234 AUTUMN DAY DR, MORRISVILLE, NC 27560	<button>Add</button>
1234 BRAEMAR HIGHLAND DR, ZEBULON, NC 27597	<button>Add</button>
1234 DALADAMS ST, RALEIGH, NC 27603	<button>Add</button>
1234 DOMINION OAK CIR, CARY, NC 27519	<button>Add</button>

The address is added to the application. Click “Next”:

On the next screen, confirm the permit type (or change it, if you made a mistake) and click “Next”:

Apply for Permit - Well Sample - Existing Well


*REQUIRED

1 2 3 4 5 6

Locations Type Contacts More Info Attachments Summary

PERMIT DETAILS


* Permit Type


Well Sample - Existing Well 

Description

If you want to share contact information for any other residents or owners of the property with us, add those contacts to the case:

CONTACTS

Applicant

Evan Kane (You)
336 Fayetteville St, Raleigh, NC, US, 27601

Applicant
Add Contact


Back
Save Draft
Next

Select the tests that you want run on your water. For your convenience, the most common test packages or tests are listed. If you need something else, check “other” and describe the problem you are having or the testing you want in the box below. You can click on the well water testing recommendations link if you want more information about recommended tests.

[Click here for well water testing recommendations](#)

[Click here for well water testing recommendations](#)

***Requested Well Water Analysis**

<input type="checkbox"/>	1st Timer's Pkg (Coliform, Inorganics, VOC, Pest)
<input type="checkbox"/>	Rads Pkg (Gross Alpha & Beta, Uranium, Radon)
<input type="checkbox"/>	Coliform Bacteria
<input type="checkbox"/>	Inorganics
<input type="checkbox"/>	Other - Please describe below

If Other, please describe:

Next, indicate whether your well has a filtration system and where you want the samples collected. Be sure to tell us about any special circumstances, such as gate codes, aggressive dogs, etc under “Special Circumstances.”

***Does this water supply have filtration**

No



***Requested Sampling Location**

Wellhead/Pre-Treatment



Special Circumstances

Gate code 1111. Large dog is friendly. Please call before coming out.

If your household income is less than 2.5 times the federal poverty guideline, you may qualify for reduced-cost testing. Click the link if you think you may qualify.

Is your household income less than 2.5 times the federal poverty guideline? If you select Yes, please use the link below to complete the financial assistance forms.

No



[Click here for financial assistance forms](#)

[Click here for financial assistance forms](#)

Respond to the Electronic Signature Agreement at the bottom of the page and click "Next".

By clicking the box below, I am agreeing to the Terms and Conditions presented electronically, I certify that I was technically able to open, read, print, or download this section of the application, and I have had reasonable opportunity to read and understand the application. I agree that my electronic signature has the same effect as if I signed in ink.

***I agree with the Electronic Signature Agreement**

Yes



[Back](#)

[Save Draft](#)

[Next](#)

Review the information you have filled out, including the estimated fees and the requested tests. If everything looks correct, click the “Submit” button at the bottom of the page.

After you submit your application, you will see the following confirmation screen. Take note of the permit number at the top of this screen.

✓ Your permit application was submitted successfully. No fees are due at this time; we will review your application, and we will be in touch with you shortly.

Permit Number: WS-002218-2018

- Permit cannot be printed at this time. Permit has not been issued.

[Permit Details](#) | [Tab Elements](#) | [Main Menu](#)

Type:
Well Water Sampling - Existing Well

Applied Date:
06/29/2018

Wake County staff will review your request and invoice you for the associated fees. Watch your email for a notice that fees are due. The email will contain the permit number and a link to the Permit Portal, where you can pay the fees with a credit card or from a bank account/e-check. You can also mail in a check for the fees after you receive the invoice.

After the fee is paid, Wake County staff will schedule a site visit or let you know if any additional information is needed.

Once your testing is completed, you will receive an email from Wake County with the results and guidance about the safety of your well water.